


Stettler Elementary School 2023-2024




<http://ses.clearview.ab.ca>




A Peek into SES





About Us

Stettler Elementary School is a preschool to grade six school located in Stettler, Alberta.



- *Home to approximately 580 students,*
- *Our school is an active community of learners which is fortunate to have an exceptional, energetic, and collaborative staff.*
- *The staff is recognized for instructional excellence and innovation, and is continuously seeking methods to improve the learning experiences for our students.*
- *Including teachers who are lead learners in the area of numeracy and literacy.*
- *We offer a robust mental health program with direct access to a Family School Liaison (FSL) and a program called Caring and Resilient (CARS) Students.*






Mission and Core Values

Our Mission: To encourage students to be respectful and responsible citizens who consistently offer a positive attitude, and do their best work both at school and in the community.


Our Core Values: Learning best occurs in a positive, safe, and caring environment. All students have unique qualities and can be successful learners. The school, home, and community are partnerships in education.

School Motto and Tagline

Working Together to Empower Leaders



Foundation Statements



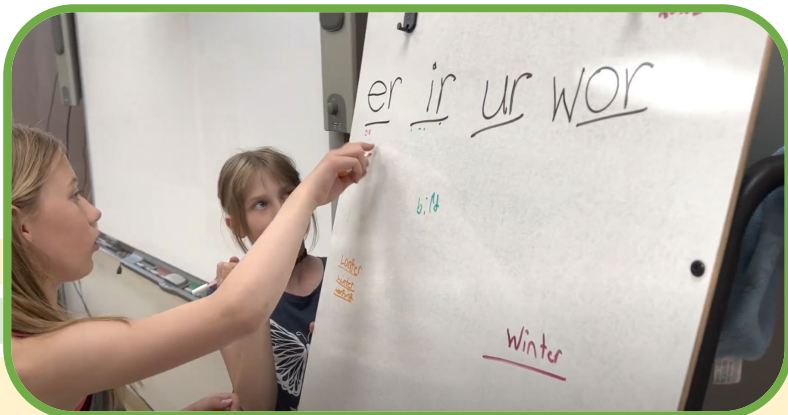
Our Vision: To cultivate a community of learners that inspires love of learning, character development, and citizenship.

Relationships

High Expectations


Social, Emotional, Learning Priorities

Academics



Program Highlights

- Exceptional Teachers
- Character Education
- Trauma Informed Staff
- Collaborative Response Model
- Whole School Wellness Days
- Focus on Mental Health
- Science of Reading - Literacy Focus
- Project Based Learning
- Integrated Technology
- Learning Commons
- Skill development-extracurricular sports
- Show Choir
- 3 and 5 Day Kindergarten



Character Education, Whole Child Development

Students of the Month!


Students are recognized for their exceptional qualities that they regularly demonstrate while at school.



Every month we celebrate the students of the month at the school assembly.



Character Education, Whole Child Development




Student Lunch with the Principals Celebrating:


- *Athletics*
- *Academics*
- *Trustworthiness*
- *Citizenship*
- *Respect*
- *Fairness*
- *Caring*
- *Responsibility*
- *Creativity*




Athletics & Extracurricular Programming



We provide many opportunities for our students to participate in extracurricular sporting activities. Our cross country racers are students from grade 1 all the way to grade 6. Our other sports, like basketball and volleyball, are open for students in grade 4 through 6.



Athletics & Extracurricular Programming



Teacher Wellness!!



STATE

Assurance Results Overall

- Spring 2024 -

Spring 2024 Required Alberta Education Assurance Measures – Overall Summary

Assurance Domain	Measure	Stettler Elementary School			Alberta			Measure Evaluation		
		Current Result	Prev Year Result	Prev 3 Year Average	Current Result	Prev Year Result	Prev 3 Year Average	Achievement	Improvement	Overall
Student Growth and Achievement	Student Learning Engagement	83.5	86.2	86.0	83.7	84.4	84.8	n/a	Maintained	n/a
	Citizenship	77.6	80.5	81.0	79.4	80.3	80.9	High	Maintained	Good
	3-year High School Completion	n/a	n/a	n/a	80.4	80.7	82.4	n/a	n/a	n/a
	5-year High School Completion	n/a	n/a	n/a	88.1	88.6	87.3	n/a	n/a	n/a
	PAT6: Acceptable	n/a	80.6	80.6	n/a	66.2	66.2	n/a	n/a	n/a
	PAT6: Excellence	n/a	18.3	18.3	n/a	18.0	18.0	n/a	n/a	n/a
	PAT9: Acceptable	n/a	n/a	n/a	n/a	62.6	62.6	n/a	n/a	n/a
	PAT9: Excellence	n/a	n/a	n/a	n/a	15.5	15.5	n/a	n/a	n/a
	Diploma: Acceptable	n/a	n/a	n/a	n/a	80.3	80.3	n/a	n/a	n/a
	Diploma: Excellence	n/a	n/a	n/a	n/a	21.2	21.2	n/a	n/a	n/a
Teaching & Leading	Education Quality	91.1	90.4	91.5	87.6	88.1	88.6	Very High	Maintained	Excellent
Learning Supports	Welcoming, Caring, Respectful and Safe Learning Environments (WCRSLE)	82.3	87.6	86.6	84.0	84.7	85.4	n/a	Maintained	n/a
	Access to Supports and Services	75.0	82.1	80.0	79.9	80.6	81.1	n/a	Maintained	n/a
Governance	Parental Involvement	72.5	77.8	79.7	79.5	79.1	78.9	Low	Maintained	Issue



PAT Results Course By Course Summary By Enrolled With Measure Evaluation (2024)

Provincial Achievement Test Results – Measure Details

PAT Course by Course Results by Number Enrolled.

		Results (in percentages)										Target	
		2019		2020		2021		2022		2023		2023	
		A	E	A	E	A	E	A	E	A	E	A	E
English Language Arts 6	School	85.9	14.1	n/a	n/a	n/a	n/a	90.1	6.2	n/a	n/a		
	Authority	87.3	12.7	n/a	n/a	n/a	n/a	85.9	10.4	85.3	22.1		
	Province	83.2	17.8	n/a	n/a	n/a	n/a	76.1	18.9	76.2	18.4		
French Language Arts 6 année	School	n/a	n/a	n/a	n/a	n/a	n/a	n/a	n/a	n/a	n/a		
	Authority	n/a	n/a	n/a	n/a	n/a	n/a	n/a	n/a	n/a	n/a		
	Province	87.7	15.7	n/a	n/a	n/a	n/a	76.9	10.6	77.6	12.5		
Français 6 année	School	n/a	n/a	n/a	n/a	n/a	n/a	n/a	n/a	n/a	n/a		
	Authority	n/a	n/a	n/a	n/a	n/a	n/a	n/a	n/a	n/a	n/a		
	Province	90.3	24.6	n/a	n/a	n/a	n/a	83.0	20.2	78.9	19.4		
Mathematics 6	School	70.6	10.6	n/a	n/a	n/a	n/a	71.6	4.9	n/a	n/a		
	Authority	76.3	8.1	n/a	n/a	n/a	n/a	75.0	10.9	78.9	23.2		
	Province	72.5	15.0	n/a	n/a	n/a	n/a	64.1	12.6	65.4	15.9		
Science 6	School	83.5	31.8	n/a	n/a	n/a	n/a	80.2	9.9	n/a	n/a		
	Authority	85.0	28.9	n/a	n/a	n/a	n/a	84.7	18.8	85.3	27.9		
	Province	77.6	28.6	n/a	n/a	n/a	n/a	71.5	23.7	66.7	21.8		
Social Studies 6	School	78.8	21.2	n/a	n/a	n/a	n/a	76.5	17.3	80.6	18.3		
	Authority	79.8	19.1	n/a	n/a	n/a	n/a	75.7	17.3	75.7	15.8		
	Province	76.2	24.4	n/a	n/a	n/a	n/a	67.8	20.1	66.2	18.0		

HIGHLIGHT: we are well above the provincial average in social studies.

** please note: no results for ELA, Math, or Science due to optional implementation and PAT exemption for the 2023-24 school year.



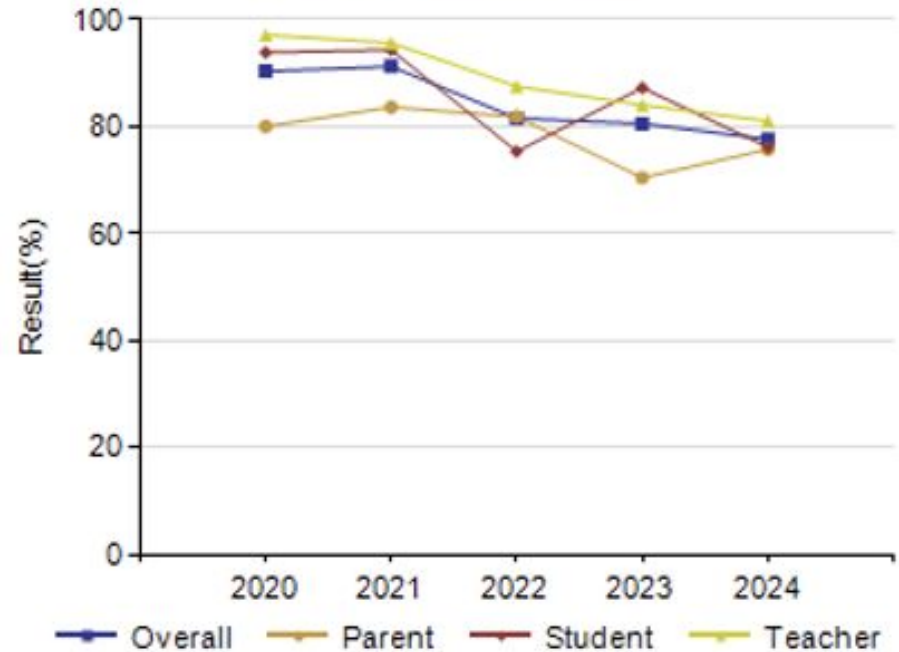
Citizenship

Key Results: We are higher than the provincial average among students perceptions in this category. This is most likely due to the heavy emphasis that SES places the 6 C's of which citizenship is one of the main categories. We will continue to connect with the community.

Strategies: SES students are engaging in community projects often. We enjoy helping with things like food bank, seniors homes, service projects like cleaning the parks, shovelling sidewalks, and working with the animal shelters and homeless shelters.

Trends: Active citizenship is built into everything that we do and everything that we believe in. Citizenship is a pillar we focus on within our Character Counts program.

Graph of School Results



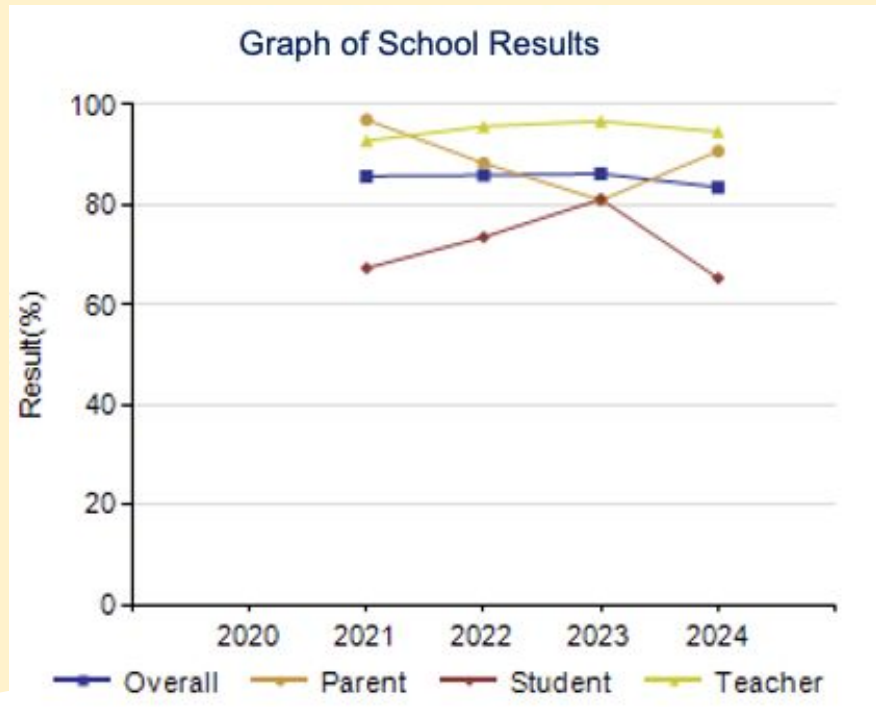
Student Learning Engagement

Key Results: We are thrilled that our staff and especially our parents are pleased with student engagement. A good job has been done with communicating our engagement activities to our parents; this measure has improved from last year. However, student satisfaction levels have dipped just below the provincial average but have drastically dropped from last year, so we are looking at the below strategies to address this.

Strategies: Leadership has created a draft engagement framework; this framework will be utilized by administration in their instructional leadership rounds. Administrators will be gathering information from staff and students through fireside chats and surveys.

Trends: Collaborative learning, explicit instruction, and real-life learning applications are ways that we keep students engaged.

Deep Thinking “learning how we learn”



“Book Tasting” Introducing Genres

Education Quality


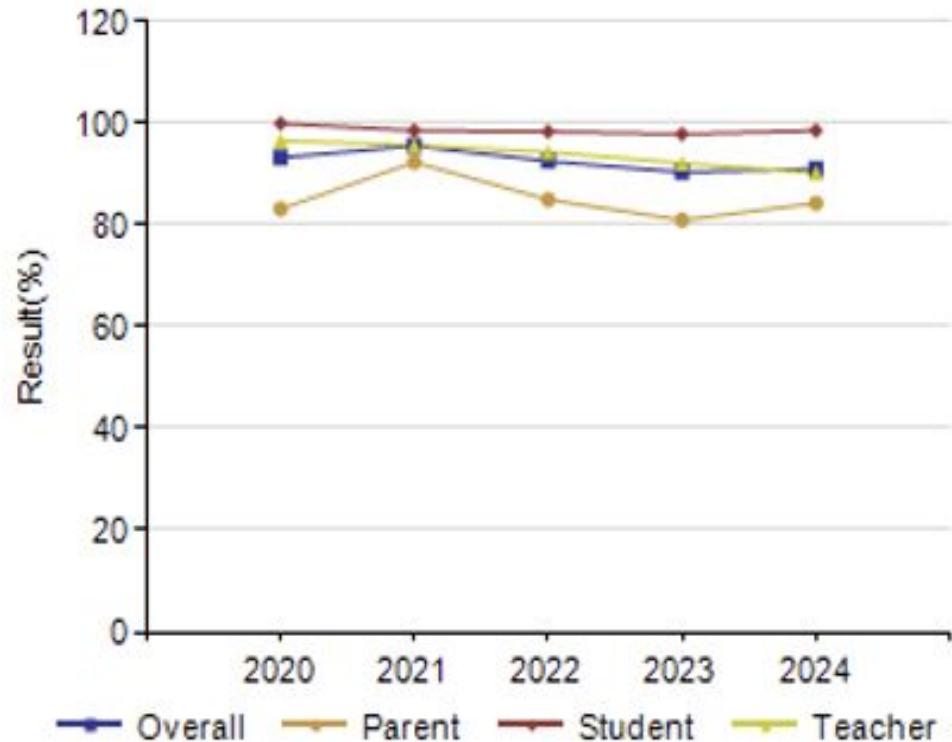
Key Results: We are slightly above the provincial average for parents, but highly above the provincial average for students who felt satisfied with the quality of education. It is particularly inspiring to see that almost 100% of students are satisfied in this area. We are right around the provincial average for teacher satisfaction.

Strategies: We have initiated a number of new programs over the past couple of years, these are all research based and in the best interest of students - this has clearly had a positive impact. Additionally, last year, we expanded the Science of Reading practices such as explicit instruction to our overall teaching practices.

Trends: Trends in this area are moving in the right direction, and we will continue to promote and work using an strength-based lens to do more of what is working.



Graph of School Results



Welcoming, Respectful, Safe Learning Environments

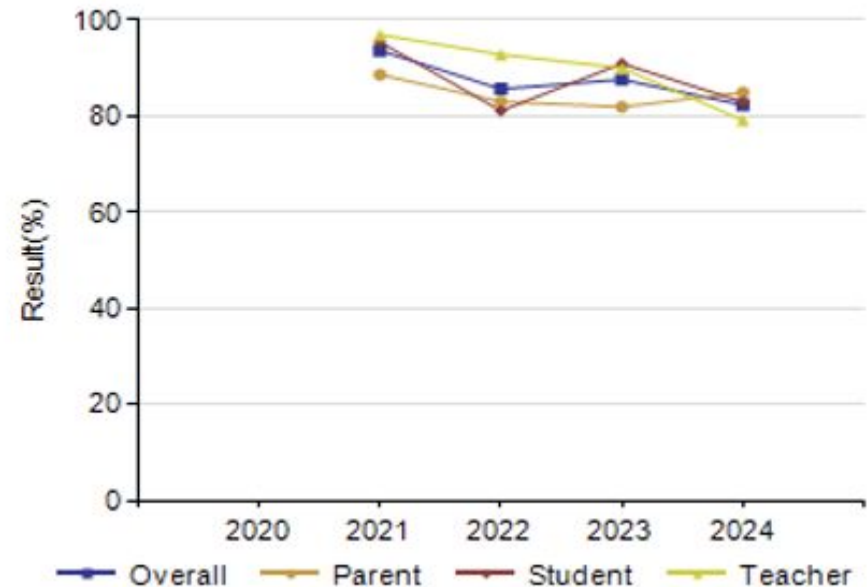
Key Results: Stettler Elementary School is very proud to be considered a safe and caring school. We take pride in our staff and the programs that are offered at the school. We are above the provincial average in this area, from the student perspective, with 83% of our students satisfied in this area. Our goal this past year was to maintain our student average to above 80% and this was met. Our teacher results continue to decline, however, we feel this is due to an increase in student complexities and challenging behaviours across Alberta.



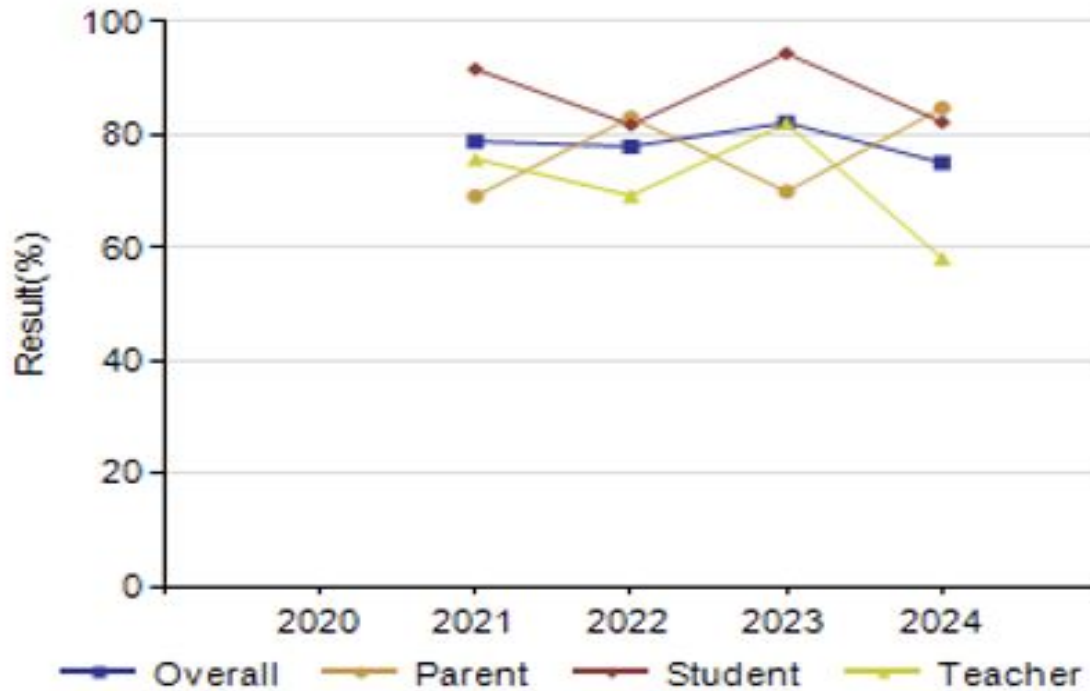
Strategies: Our whole school focus on inclusion will change this result in a positive way. We have universal morning program and small recess groups ran by our CARS program. We will continue to educate our teachers and build capacity around inclusive practices to ensure our students are feeling cared for and safe.

Trends: Increase in children with severe SEL (social, emotional, learning) needs, this will continue to be a focus of SES.

Graph of School Results



Graph of School Results




Access to Supports & Services



Key Results: We are happy to see that our parent and student results improved. The decline in teacher satisfaction was a result of our OT and Speech team working through transition around how to best serve our students, thus students were not provided with the standard of support that our school was used to receiving.

Strategies: SES inclusive leads continue to work closely with OT and Speech to ensure students are receiving these supports in a more timely manner.

Trends: Kids seem to be struggling with social, emotional learning needs more now than ever. It is important for our students to have these supports and services, and for our staff to be aware of where and how to connect kids with services - this continues to be a priority.

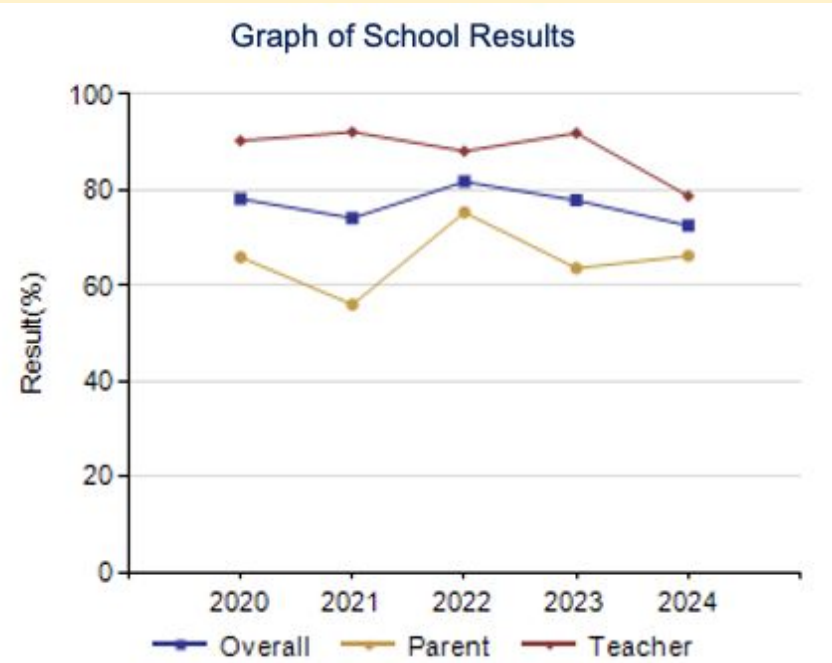


Parental Involvement


Key Results: Having parents satisfied with the opportunities that they have to be involved in their child's education has been as specific goal of ours. We are below the provincial average among the parents, however we have improved from the last report. Teachers have noticed a decline in parental involvement, as seen in their decreased satisfaction.

Strategies: We are making a specific effort to send meaningful, purposeful communications to our parents that align with our goals to ensure parents are able to link the dots between what we are doing and how that is meeting our goals.

Trends: Continued use of our school Facebook page, "communiKates", and our new and improved website. Busy parents and families continue to be a challenge, so being creative with how and when parents can be involved with the school will continue to be a focus for SES.



Grade 1-3 Numeracy Assessment Data




Students Assessed At-Risk on Provincial Numeracy Assessment				
	Sept. - At-Risk	Jan. - At-Risk	June - At-Risk	% Improvement
Grade 1	NA	17	12	29%
Grade 2	17	NA	7	59%
Grade 3	11	NA	4	64%

We also saw significant improvement for our At-Risk learners on provincial assessments in Numeracy.

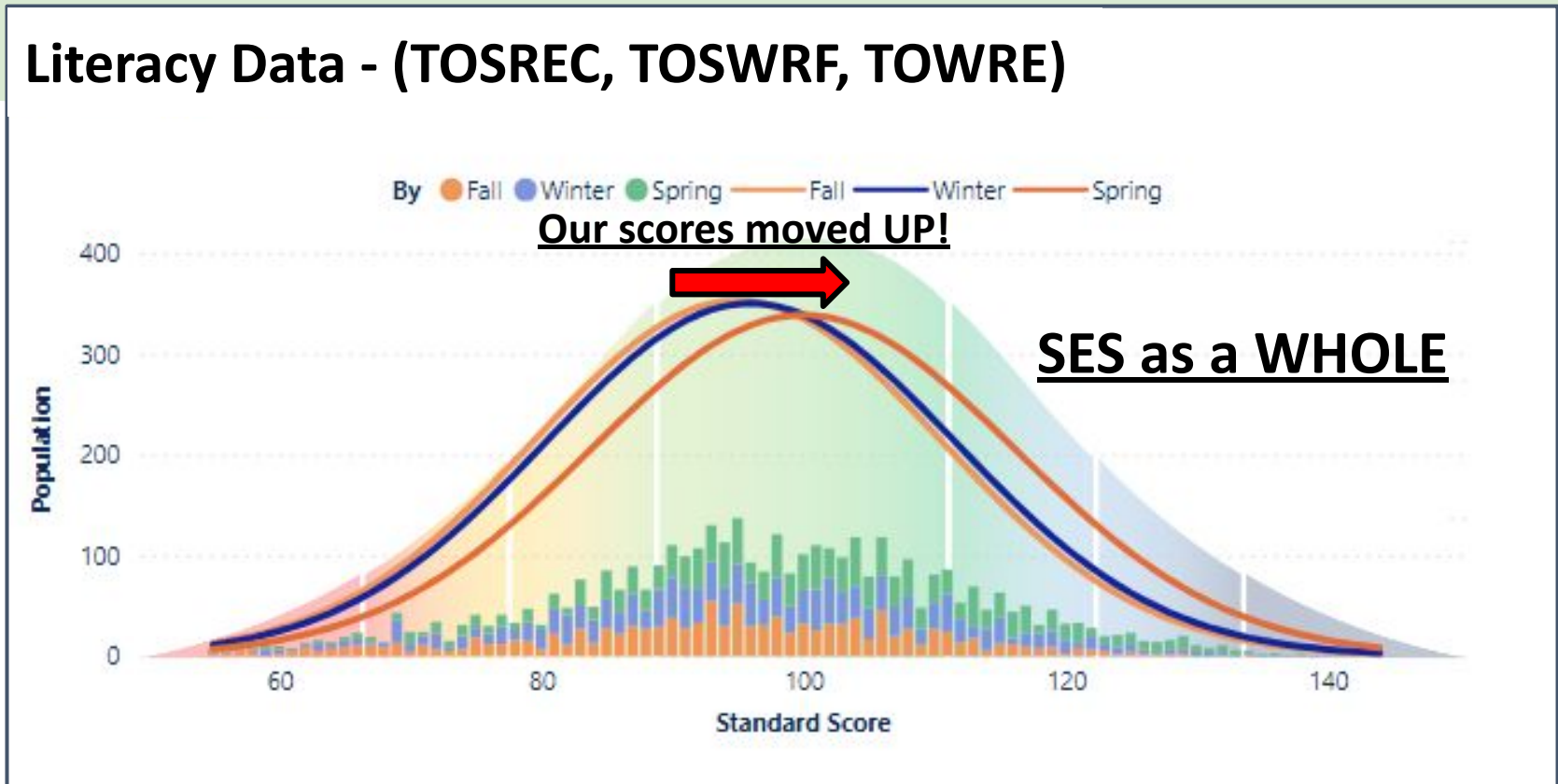
Teachers worked hard at developing programs and materials that focused on basic numeracy skills to help support those students. Many programs, like Jump Math, Zorbis, IXL, and Reflex Math, help all learners focus on basic numeracy skills and track growth.

Data on Student Achievement

(Literacy, MIPI Data)




Literacy Data - (TOSREC, TOSWRF, TOWRE)



Our literacy data continues to show positive student growth throughout the year. Many students improved beyond the expected one-year growth as they moved into the next assessment descriptor - example: average to above average, good to exceptional.

First Nations, Metis, Inuit



We have a small population of FNMI students at SES.

We are mindful about celebrating and educating our students around Indigenous culture and history will invite indigenous artists, performers, and storytellers to share their first-person experiences with us.

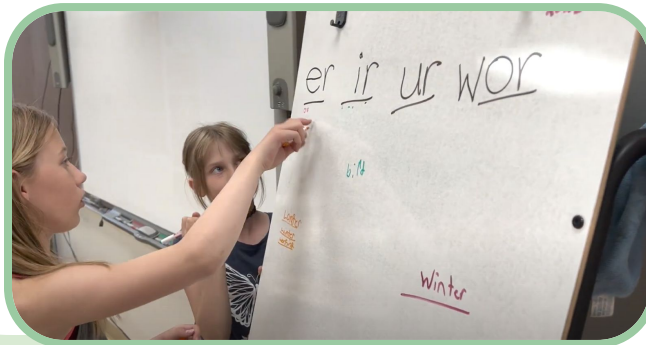



We are grateful to those that have shared their stories with our students. We also infuse Indigenous heritage and stories into many of our daily lessons.

Learning Disruption

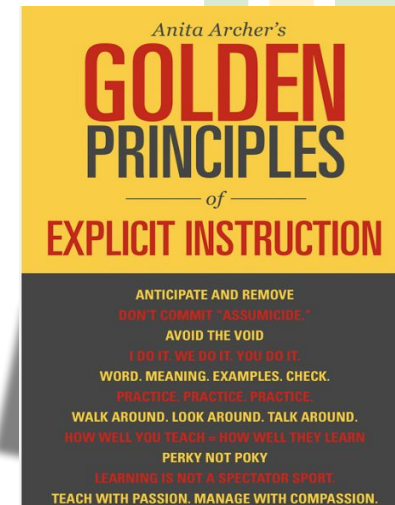


How are we closing the gaps?

- Focused teacher Professional Development on explicit instruction
- Literacy plan following the Science of Teaching
- Utilization of Acadience data to assess, monitor, and focus instruction
- Early identification of students
- Teacher classroom materials posted to Google Classrooms to help engage students and parents from home
- Increased support from numeracy and literacy teachers for those students who demonstrated a loss in learning
- Real-life learning experiences and opportunities for students
- Gathering more data via the “3 T” literacy assessments (TOWRE, TOSREC, TOSWRF)
- Increased emphasis on “teaching the stuff-cutting the fluff”




Professional Learning

- SES PD focused on increasing student engagement by learning and trying new “total participation techniques” in daily lessons. As well as a focus on explicit teaching, based on Dr. Archer’s work.
- Admin set up Generative Dialogue meetings with each teacher twice a year with an intentional tie to our school goals.
- Admin pays for and promotes helpful Central Alberta Regional Consortium (CARC) sessions for staff.
- PD plans are laid out well in advance for staff.



Whole School Spirit Days



Halloween



Orange Shirt Day



Safe and Caring Schools

Everything we do at SES is grounded in the principle of safe and caring schools. We are a school that promotes citizenship and leadership in all our students. We have many supports and programs that promote mental health and wellness. As well, we have athletics programs, buddy reading programs, and mentorship. We have on site counselors and a breakfast program, as well as many extra curricular opportunities such as ski trips, camps, field trips, sports teams, and monthly assemblies to celebrate our students and their accomplishments.



SES Ed Plan

Ed Plan 23/24

Stettler Elementary School Education Plan 2024-2027

4808 54 Street
Tel: 403-742-2235

Stettler, AB T0C 2L2
Fax: 403-742-5701



Overview

Stettler Elementary School (SES) is a Preschool to Grade Six school located in Stettler, Alberta. Home to approximately 600 students, our school is an active community of learners which is fortunate to have a professional, energetic, and collaborative staff. The staff is recognized for instructional excellence and innovation, and is continuously seeking ways to improve the learning experiences for our students. Evidenced based literacy instruction and social emotional competencies are a focal point for our ever improving staff members.



Dr. Kate Syson
Principal



Mr. Joe Thibeau
Vice Principal




Leila Ternes Natasha Gonda
Office Administration

Greatest Successes

We are proud of a great number of things at Stettler Elementary School:

- We are proud to boast outstanding learning opportunities for our students.
- We are proud of the staff and students that are a part of this school.
- Our students we able to take part in a number of extra-curricular activities including volleyball, basketball, skiing, show choir, and many, many other things including student led clubs
- Our grade 6 students and teachers are now an integral part of the school and were able to provide both options and extracurricular opportunities for the students.
- We provided a safe and caring atmosphere for all students in our building and deal very quickly with students who are not following the expectations that we have at our school.
- We truly are blessed to have incredible students and do everything that we can to make this an amazing place for them to be.
- SEL Classroom has been very successful for our students who need it.



Stakeholder Engagement

How each group is engaged in developing priorities and are informed on progress and results

Staff:


- Staff meetings
- Collaborative meetings
- PD days

Students:

- Lunch with the Principal
- Mini leadership groups
- Grade team meetings

Parents:

- Newsletters
- Communi-Kate videos
- School council meetings




What Parents Say About Our School

"The culture and people at Stettler Elementary are excellent."

"Love the community-minded initiatives, such as gifts for seniors at Christmas."

"The school does amazing job of keeping us informed through monthly newsletters and highlighting exciting things happening at the school. Sharing program information of services the school has available help kids learn."


"The SPOT Room, CARS staff, and FSL have been excellent programs for our kids"



Parent FEEDBACK

If you viewed this presentation, please click and sign your name and give any feedback you wish.

[Parent Feedback](#)



Contact Us

Dr. Kate Syson - Principal
ksyson@clearview.ab.ca



Mr. Joe Thibeau - Vice Principal
jthibeau@clearview.ab.ca

